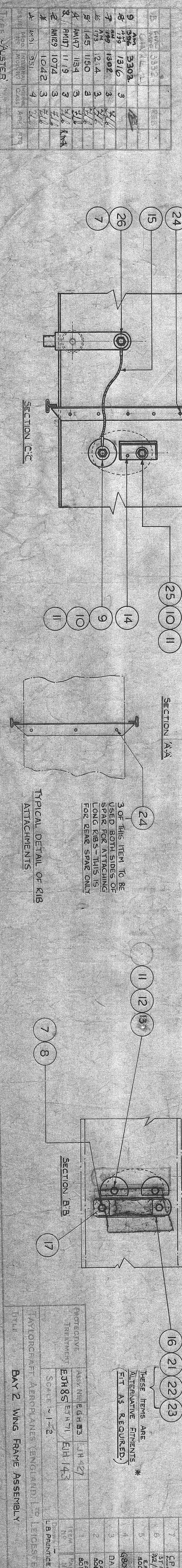
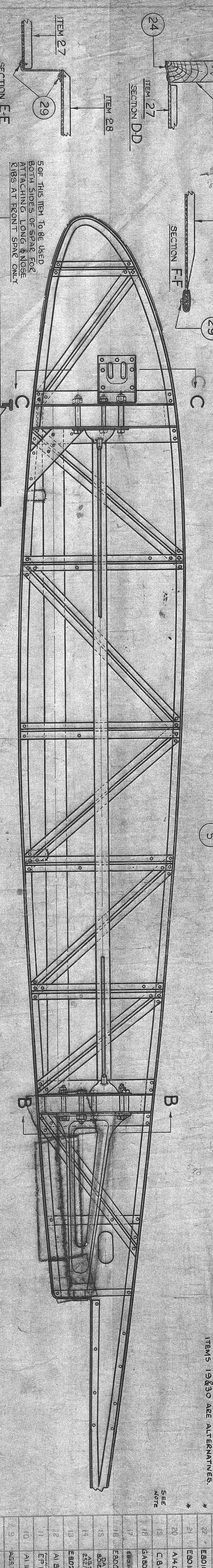
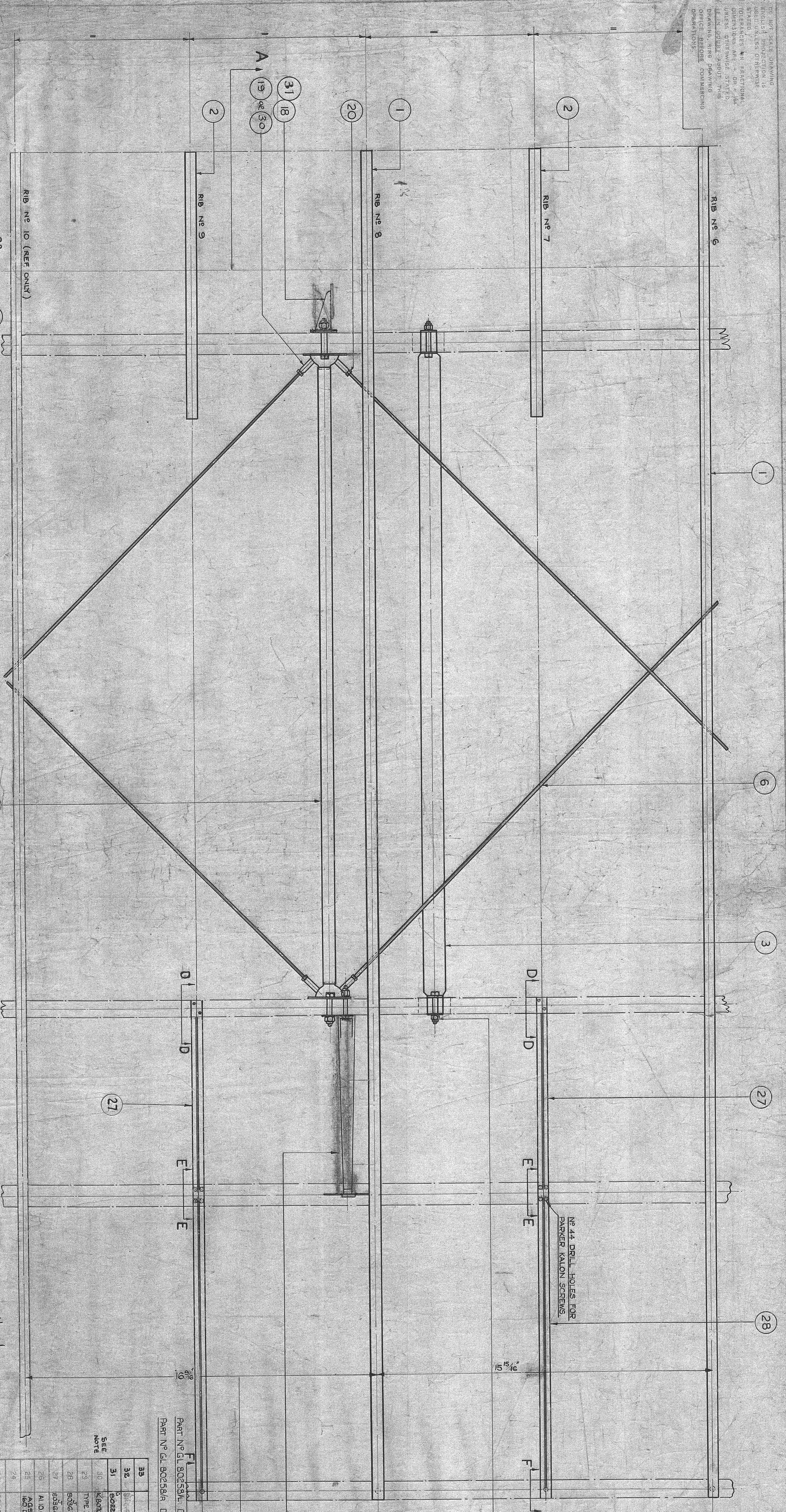


FOR THE AIRCRAFT DRAWING  
 REFERENCE TO THE DRAWING  
 SHOULD BE MADE TO THE  
 DRAWING NUMBER AND NOT TO  
 THE PART NUMBER.  
 DRAWINGS ARE PART OF THE  
 AIRCRAFT AND SHOULD BE  
 KEPT WITH IT AT ALL TIMES.



TYPE MASTER

1	2	3	4	5	6	7	8	9	10	11	12	13	14	15	16	17	18	19	20	21	22	23	24	25	26	27	28	29	30	31
1	1	1	1	1	1	1	1	1	1	1	1	1	1	1	1	1	1	1	1	1	1	1	1	1	1	1	1	1	1	1


NOTE 1: ITEMS 19, 20, 21 ARE ALTERNATIVES.

NOTE 2: SEE NOTE.

ITEM	DESCRIPTION	QTY	REF	ASSEMBLY
1	WASHER	1	19	19
2	WASHER	1	20	20
3	WASHER	1	21	21
4	WASHER	1	22	22
5	WASHER	1	23	23
6	WASHER	1	24	24
7	WASHER	1	25	25
8	WASHER	1	26	26
9	WASHER	1	27	27
10	WASHER	1	28	28
11	WASHER	1	29	29
12	WASHER	1	30	30
13	WASHER	1	31	31

Part No. GL 80258/A, Dwg No. EGH 42/R, AS DRAWN PART  
 Part No. GL 80258/A, Dwg No. EGH 42/R, OPP. HAND STRIP

This drawing is provided in accordance with original Austro/Boeing  
 applicability for use with the initial equipment, aircraft ONLY.  
 CORRECT APPLICATION TO THE AIRCRAFT IS THE RESPONSIBILITY OF  
 THE ENGINEER AND HIS ENGINEER AND NOT OF "AUSTRO SPARES" OR  
 LICENSING SERVICE IN RESPECT.  
 No supply does not confer any right to produce and trade in any  
 of the components. Enquiries for those should be sent to:-  
 "Austro Spares", Can Fam. Thomey, Newark, Notts., NG22 7DQ, England  
 Tel: 01652 278877  
 Email: hals@newarkmail.com



Part No. GL 80258/A