1. DO NOT SCALE DRAWING
2. ENGLISH PROJECTION IS USED UNLESS OTHERWISE STATED.
3. TOLERANCES ON [redacted] DIMENSIONS ARE [redacted] ±.01 UNLESS OTHERWISE STATED.
4. IF IN DOUBT ABOUT THIS DRAWING, RING DRAWING OFFICE BEFORE COMMENCING OPERATIONS.

DRG. Nº EGF 82
PART Nº GA6398

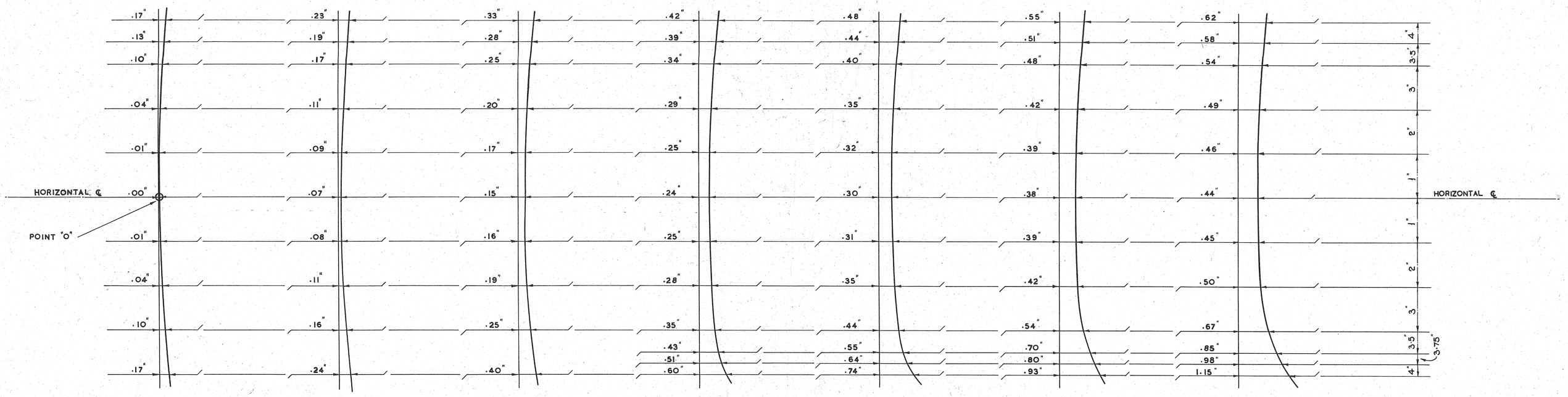

NOTE! THESE CONTOURS ARE FROM THE INSIDE OF THE METAL & ARE GIVEN FOR MAKING FORMING TOOL
LOUVRES & CORNER RADII OMITTED
CONTOURS TO FLOW SMOOTHLY BETWEEN GIVEN SECTIONS & ORDINATES

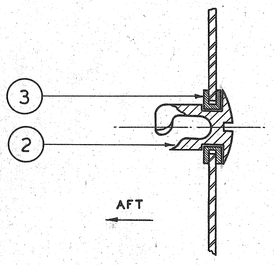

TWICE FULL SIZE SECTION "G-G" WITH DZUS FASTENER

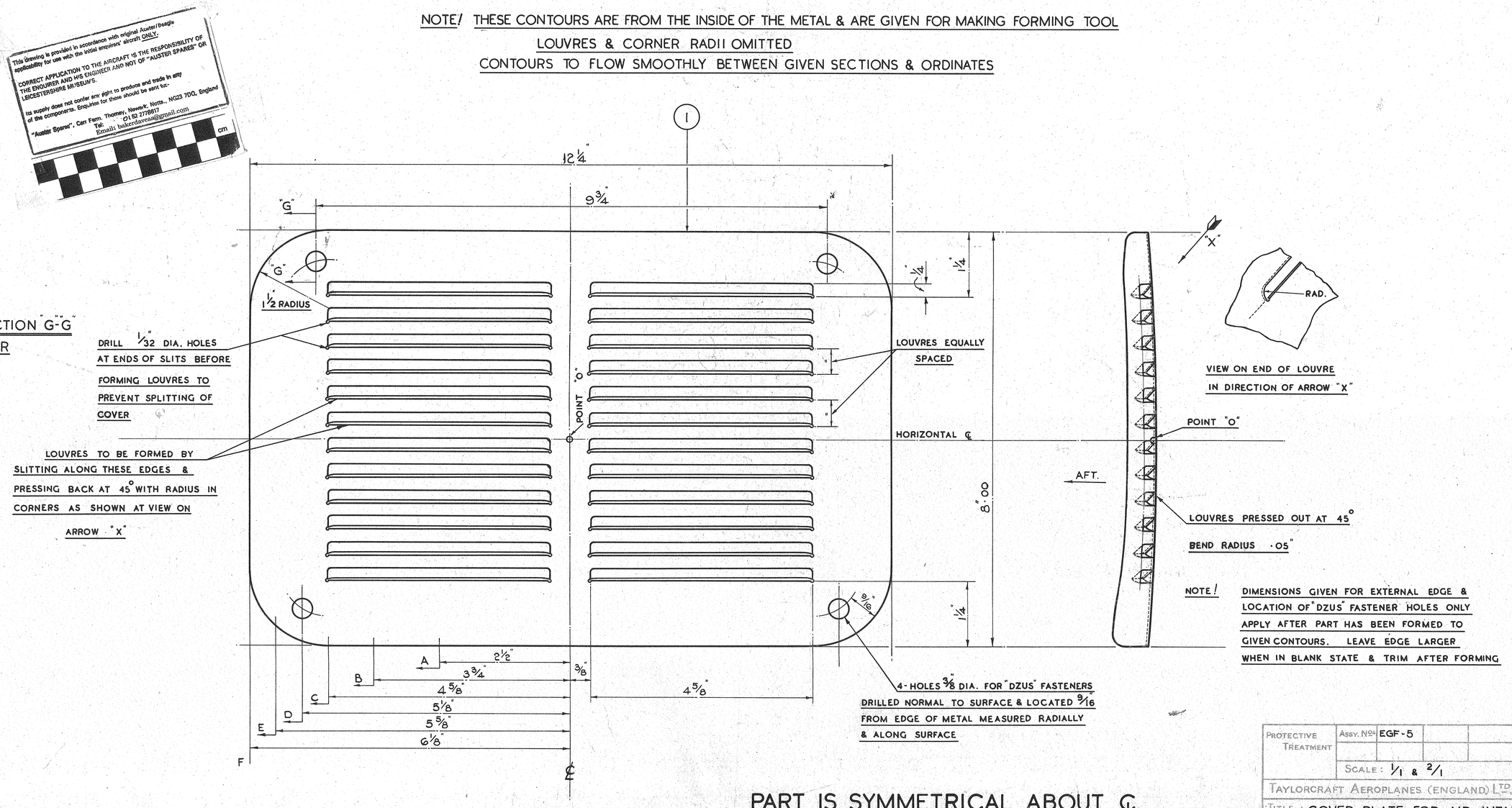

NOTE! DIMENSIONS GIVEN FOR EXTERNAL EDGE & LOCATION OF "DZUS" FASTENER HOLES ONLY APPLY AFTER PART HAS BEEN FORMED TO GIVEN CONTOURS. LEAVE EDGE LARGER WHEN IN BLANK STATE & TRIM AFTER FORMING

PART IS SYMMETRICAL ABOUT ℄

ITEM Nº	PART Nº	DESCRIPTION	MATERIAL OR DRG. Nº	Nº OFF
3		DZUS GROMMETT	TYPE 375	4
2		DZUS FASTENER	TYPE A 30	4
1		SHEET. 18 S.W.G.	L 17	1

ISSUE	MOD. Nº	INTERNAL MOD. Nº	INTERNAL CLASS	APP.	RTO
1		1042	3		
D		1000	4.		
C		RE-DRAWN. WAS DGF-82			
B					
A					

TYPE: "AUSTER"

PROTECTIVE TREATMENT — ASSY. Nº EGF-5 — SCALE: 1/1 & 2/1

DRAWN: O.W. CATLING — CHECKED: — TRACED: E.M. DOMINEY — TRACING CHECKED: A.T. Catling

TAYLORCRAFT AEROPLANES (ENGLAND) LTD., LEICESTER.

STRESS APPROVAL: H.A. Carless — DESIGN APPROVAL: — APPROVED RTO:

PART Nº GA6398

TITLE: COVER PLATE FOR AIR INTAKE

DRG. Nº EGF 82