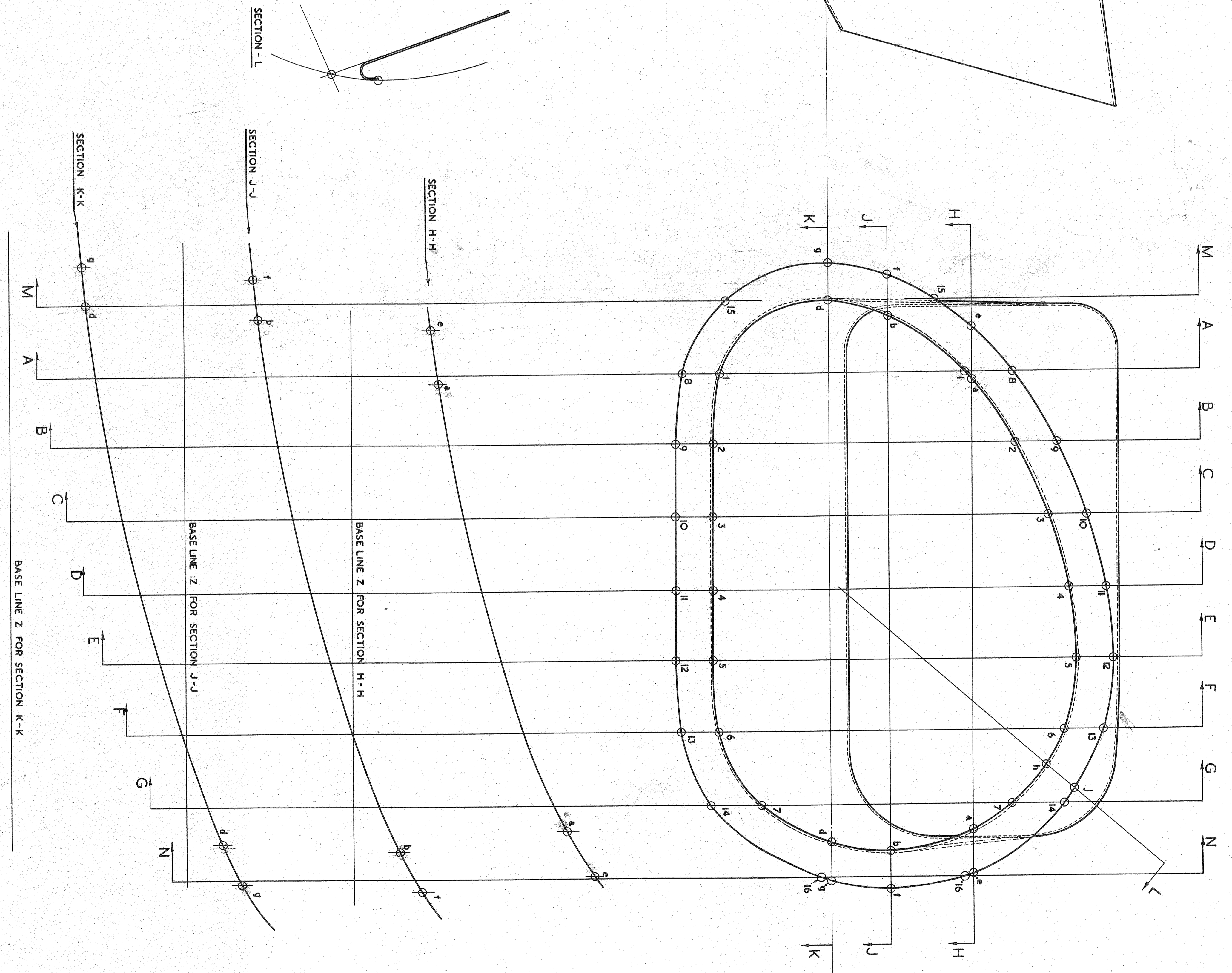

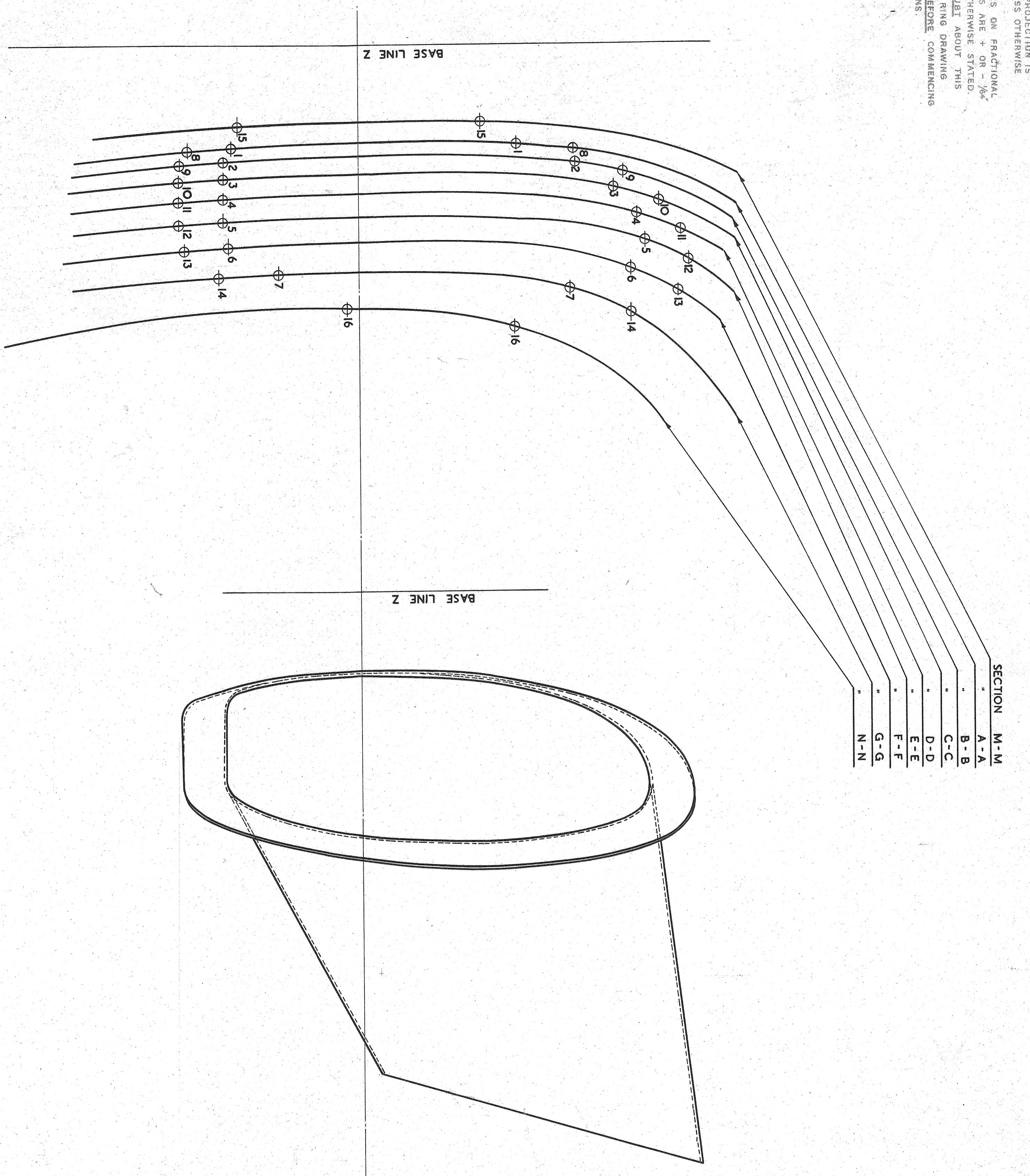


1. SCALE: PORT PLANNING
 2. EQUILIBRIUM PROJECTION IS
 STATED, UNLESS OTHERWISE
 DIMENSIONS ARE + OR - MM
 UNLESS OTHERWISE STATED.
 3. DIMENSIONS ARE + OR - MM
 UNLESS OTHERWISE STATED.
 4. DIMENSIONS ARE + OR - MM
 UNLESS OTHERWISE STATED.
 5. DIMENSIONS ARE + OR - MM
 UNLESS OTHERWISE STATED.
 6. DIMENSIONS ARE + OR - MM
 UNLESS OTHERWISE STATED.
 7. DIMENSIONS ARE + OR - MM
 UNLESS OTHERWISE STATED.
 8. DIMENSIONS ARE + OR - MM
 UNLESS OTHERWISE STATED.
 9. DIMENSIONS ARE + OR - MM
 UNLESS OTHERWISE STATED.
 10. DIMENSIONS ARE + OR - MM
 UNLESS OTHERWISE STATED.



NOTE:- THIS DRAWING MAY BE SCALED

1	042	5	
2	1000	4	2716
3			
4			
5			
6			
7			
8			
9			
10			
11			
12			
13			
14			
15			
16			
17			
18			
19			
20			
21			
22			
23			
24			
25			
26			
27			
28			
29			
30			

PROTECTIVE TREATMENT	ASSY. NO.	EGF 5
SCALE	FULL SIZE	
TITLE	PORT AIRSCOOP	
DESIGNER	M. G. G. G.	
CHECKED	M. G. G. G.	
APPROVED	M. G. G. G.	
DATE	1979	
DESCRIPTION	PORT AIRSCOOP	
PART NO.	G6403	
MANUFACTURER	ROYAL AIRCRAFT ESTABLISHMENT	
ADDRESS	BEDFORD, ENGLAND	