DRG No AJE 584

1. DO NOT SCALE DRAWING
2. ENGLISH PROJECTION IS USED UNLESS OTHERWISE STATED.
3. TOLERANCES ON DIMENSIONS ARE + OR − ·01 UNLESS OTHERWISE STATED
4. IF IN DOUBT ABOUT THIS DRAWING, RING DRAWING OFFICE BEFORE COMMENCING OPERATIONS.

This drawing is provided in accordance with original Auster/Beagle applicability for use with the initial enquirers' aircraft ONLY.
CORRECT APPLICATION TO THE AIRCRAFT IS THE RESPONSIBILITY OF THE ENQUIRER AND HIS ENGINEER AND NOT OF "AUSTER SPARES" OR LEICESTERSHIRE MUSEUM'S.
Its supply does not confer any right to produce and trade in any of the components. Enquiries for these should be sent to:-

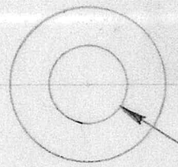

OPEN UP EXISTING HOLE ·2520" DIA.

							2				
							1	AS 1903-C6	SADDLE WASHER		1
A	CIVIL Am.	3892					ITEM No.	PART No.	DESCRIPTION	MATERIAL OR DRG. No.	No. OFF
ISSUE	MOD. No.	INTERNAL MOD. No.	INTERNAL CLASS	APP.	R.T.O.		DRAWN:- 26.9.61 R.J. Whiteley	CHECKED.	TRACED:-	TRACING CHECKED	

PROTECTIVE TREATMENT

ASSY. Nos.		
	DJE 157	DJE 403
EJE 365	DJE 266	DJE 483

SCALE:- 2/1

STRESS APPROVAL
DESIGN APPROVAL
APPROVED R.T.O.

AUSTER AIRCRAFT LTD., REARSBY, LEICESTER.

PART No. J 52108

TYPE:- CIVIL

TITLE:- SADDLE WASHER

DRG. No. AJE 584

D5/126

AIRCRAFT TYPE D5/180 REGISTRATION No. G-ASNC	COMPNT No.	COMPLD BY G BROWN	CHECKED BY	STRESS APP.	DESIGN APP.

ALL VERBAL MESSAGES MUST BE CONFIRMED IN WRITING ON THIS SHEET

THIS D.O.I. IS NOT VALID 3 MONTHS AFTER DATE OF ISSUE *

DRAWING No'S AFFECTED

SCOTT STEERABLE TAILWHEEL BUNGEES

DUE TO THE PRESENT 3/8" DIA BUNGEES NOT BEING STRONG ENOUGH TO OVERCOME THE FRICTION IN THE TAILWHEEL MECHANISM PLEASE MANUFACTURE ONE PAIR OF BUNGEES AS SHOWN BELOW.
FIT BUNGEES TO AIRCRAFT G-ASNC AND CARRY OUT STATIC CHECK BEFORE TAXYING TRIALS. INFORM D.O. OF RESULTS

REFER TO SP72 FOR ASSY

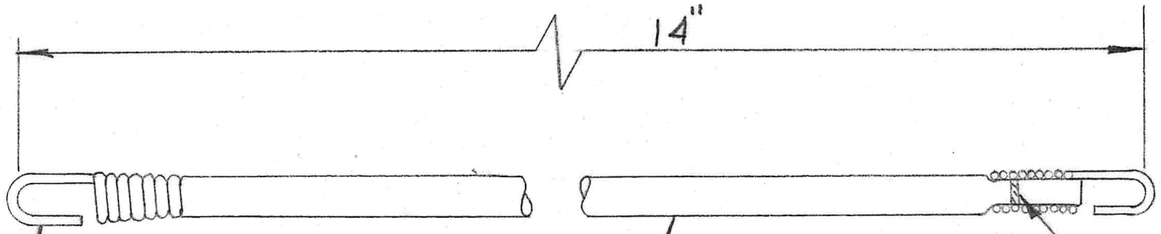

2 OFF SP73/F FERRULES

1/2" DIA F16 BUNGEE

2 OFF SP74/F WIRE

This drawing is provided in accordance with original Auster/Beagle applicability for use with the initial enquirers' aircraft ONLY.
CORRECT APPLICATION TO THE AIRCRAFT IS THE RESPONSIBILITY OF THE ENQUIRER AND HIS ENGINEER AND NOT OF "AUSTER SHARES" OR its supplier(s) to confer any right to produce and trade in any of the components. Enquiries for these should be sent to:-

REPLY TO WORKS QUERY No. | 3 TO DEV. PLAN., 3 TO W.I.D., 1 TO FLIGHT TEST | DELETE AS NECESSARY*

PRINT COPIES | DISTRIBUTION:-3 COPIES TO WORKS DRG. STORES - 1 COPY TO WEIGHTS - 1 COPY TO - SEC. LDR | ADDITIONAL COPIES TO:-

AUSTER AIRCRAFT LIMITED | DESIGN OFFICE INSTRUCTION SHEET No. D5/126 | DATE 8-7-64

FORM AA-8

-8 JUL 1964

1. DO NOT SCALE DRAWING
2. ENGLISH PROJECTION IS USED UNLESS OTHERWISE STATED.
3. TOLERANCES ON DIMENSIONS ARE + OR - ·01" UNLESS OTHERWISE STATED.
4. IF IN DOUBT ABOUT THIS DRAWING, RING DRAWING OFFICE BEFORE COMMENCING OPERATIONS.

DRG. No. :- AJE 158
PART No. :- JA 50570

This drawing is provided in accordance with contract No. 65/Design applicability for use with the small enquirers' aircraft ONLY.
CORRECT APPLICATION TO THE AIRCRAFT IS THE RESPONSIBILITY OF THE ENQUIRER AND HIS ENGINEER AND NOT OF "AUSTER SPARES" OR LEICESTERSHIRE MUSEUMS.
Its supply does not confer any right to produce and trade in any of the components. Enquiries for these should be sent to:-

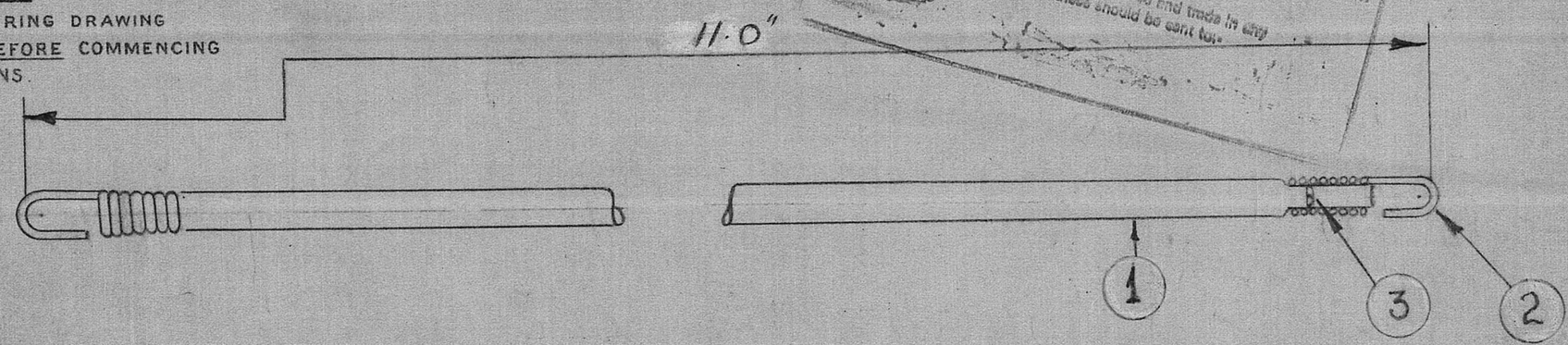

GREAT CARE & ATTENTION IS TO BE TAKEN WHEN FITTING THE WIRE RINGS (ITEM 3) TO THE BUNGEE TO ENSURE THAT THERE IS NO TENDENCY FOR THE BUNGEE TO PULL THROUGH THE FERRULES UNDER LOAD.

ISSUE	MOD. No.	INTERNAL MOD. No.	INTERNAL CLASS	APP.	R.T.O.
B	Civil Amt	1509		A.H.T.	
~~A~~		1517.			

PROTECTIVE TREATMENT

ASSY. Nos.			PART NO.	ITEM No.	DESCRIPTION	MATERIAL OR DRG. No.	No. OFF
EJE 680	DJE 266	DJE 483	J 50571	4			
DJE 157	EJE 365	DJE 403	AGS 897	3	WIRE :- 14 SWG.	SOFT IRON WIRE	1
				2	FERRULE (SIZE TO SUIT 3/8")		2
				1	3/8" DIA. SHOCK CORD.	F.16	1

SCALE :- ——— DRAWN :- P.C.W. 16·4·47 CHECKED :- K.H. TRACED :- TRACING CHECKED :-

STRESS APPROVAL DESIGN APPROVAL APPROVED R.T.O.

TAYLORCRAFT AEROPLANES (ENGLAND) LTD. LEICESTER.

PART No. JA 50570

TYPE :- CIVIL A/C. TITLE :- SHOCK CORD ASSY. S.O.O.

DRG. No. A.J E 158.